



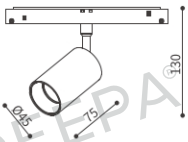
DP-TSMP-DM6

DIAMOND

Luminaire Information

System power	6W
CCT	2700K, 3000K, 3500K, 4000K, 5000K, TW
CRI / Ra	±95Ra
Fixture lumen output	456lm
Material	Aluminum
Surface finish	Powder coating
Optics	Lens (20°, 25°, 36°, 45°)
UGR level	<16
Installation	Track mounted
IP rate	IP20
Fixture	Fixed

Product Dimension



Light Engine Information

LED type	COB (Bridgelux)
LED voltage	36V
SDCM	2 SDCM / 3 SDCM

Driver Information

Driver type	Remote
Input voltage	48 VDC
Output voltage	30-42 VDC
Output current	180mA
Dimming system	NON-DIMM / 1-10V / DALI

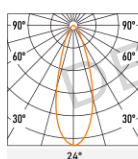
Color Option



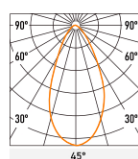
Light Throw

DP-TSMP-DM6 3000K 95Ra

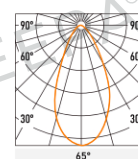
	h(m)	E(lx)	D(cm)
1	1	9611	24
2	2	2403	48
3	3	1068	72
4	4	601	96



	h(m)	E(lx)	D(cm)
1	1	1586	77
2	2	397	154
3	3	176	231
4	4	99	308



	h(m)	E(lx)	D(cm)
1	1	1103	135
2	2	132	256
3	3	89	667
4	4	41	1251



	h(m)	E(lx)	D(cm)
1	1	1103	135
2	2	132	256
3	3	89	667
4	4	41	1251