



TRACK RAIL MAGNETIC SURFACE

order installation track, light insets, mounting accessories separately

OPTIONS

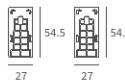
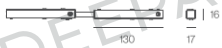
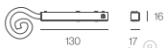
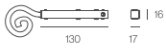
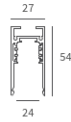
1	Non-DIM
2	0/1-10V
3	DALI
4	BLE
5	ZIGBEE

FEATURES

CASAMBI®

Available on the **App Store** | **GET IT ON Google Play**

inset single control via Casambi app



SIZE(mm)
1000
2000

87x80

80x80

80x80

66.5x66.5

160x66.5x66.5

130x17x16	Cable L:500
-----------	-------------

130x17x16	Cable L:2000
-----------	--------------

130x17x16

124x17x16/160x22

160x66.5x66.5

54.5x27

PRODUCT NAME
Track
Track

Channel Corner*V90°

Channel Corner*H90°

Channel Corner*E90°

X-Shaped Corner*X90°

T-Shaped Corner*T90°

Power Feeder Unit

Power Feeder Unit

Linear Flexible

Linear Connector

End Caps

ORDER CODE
DP-TSMP-RLSF1
DP-TSMP-RLSF2

M26AV90

M26AH90

M26AE90

M26A+90

M26AT90

M26L01

M26L02

M26L03

M26L04

M26L05

MATERIAL COLOUR | BK ■ WH □ | MATERIAL | AL |